



Dungeon Catalogue



Alter of Sacrifice



This kit contains enough parts to create The Alter of Sacrifice Room , which can be used in dungeon games. The model features an removable alter within a round pool, arches, skulls and other features.

Alter Room



This kit contains enough parts to create The Alter Room , which can be used in dungeon games. The model features an removable alter with dragons heads, Recessed wall, arched peaks and dragons teeth and other features.

Bridge Pillar Hall



This is a model of a Bridge Pillar hall The scale of the model is 25mm scale and is part of a fantastic range of fieldstone model for use with role playing games. This model features a number of features which 3 Pillars with face tops, textured floors and walls.

Burial Chamber



This is a model of a Burial Chamber. The scale of the model is 25mm scale and is part of a fantastic range of fieldstone model for use with role playing games. This model features a number of features which include 2 pillars, 8 arches, textured floors and walls.

Circular Stair



This kit contains enough parts to create circular stair, which can be used in dungeon games. The model features stairs, skull and textured walls/floor

Corner Room



This kit contains enough parts to create The corner Room, which can be used in dungeon games. The model features recessed areas with torches, stairs (Could be used for a alter. Secret passage, and other features.

Dead End



This is a model for a dead end which can be used with our other dungeon rooms/ passageway kits. The base size is 3x1 and features Arches, Dragons Skull and other decor feature.

Dragons Arch



This is a model of a dragons arch. The scale of the model is 25mm scale and is part of a fantastic range of fieldstone model for use with role playing games. This model features a number of features which include Dragon skulls, Dragon teeth, Dragon footed pillars and other features.

Dragon Claw Entrance



This kit will produce The Dragons claw Entrance. This model features Dragons claws, skulls, twisted pillars Teeth and other features.

Entrance




This model of an entrance, which can be used in carven or dungeon games. The entrance is in scale 25mm. and features Arches and pillars and other features.

Grate Hallway



This is a model of a Grate Hallway. The scale of the model is 25mm scale and is part of a fantastic range of fieldstone model for use with role playing games. Features which include grate, textured floors and walls.

Pillar Tooth Hall



This is a model of the Pillar tooth hallway. The scale of the model is 25mm scale and is part of a fantastic range of fieldstone model for use with role playing games. This model features a number of features which include Dragon's teeth and pillars

Large Pillar Hall



This is a model of the Large Pillar Hallway. The scale of the model is 25mm scale and is part of a fantastic range of fieldstone model for use with role playing games. This model features a number of features which Large Pillars, skulls

Short Room Support



This model of short room supports (2 per set) is fully assembled and supplied unpainted. This model height is compatible with other models like the short stair room.

Short Stair Room



This kit contains enough parts to create The Short Stair Room , which can be used in dungeon games. The model features curved stairs, curved walls, landing and other features.

Skull Bridge




This model is the skull bridge which is for the 25mm scale. The model features Skulls, Dragons teeth and other features.

Small Room




This kit will produce a small room for use for our fieldstone dungeon range. The room features a doorway with door and textured floor and walls.

Stair of Skulls



This model can be used in a number of different ways. The main purpose is to allow you to connect different levels to each other for example the Tall Stairs Room to the Skull Bridge. The model can also be used to connect the ground level to the Skull Bridge.

Steel Trap Hall



In this kit contains enough parts to make the steel trap hall. The scale of this model is 25mm and features Arches, Skulls, Removable Steel door, Pillars.

Tall Room Support



This model or room supports (2 per set) is fully assembled and supplied unpainted. This model height is compatible with other models like the tall stair room. The model features faces and pillars on 4 sides.

Tall Stair Room



This is a model of a Tall Stair Room. The scale of the model is 25mm scale and is part of a fantastic range of fieldstone model for use with role playing games. This model features a number of features which include Skull, alcove, textured floors and walls.

The Observatory



This kit contains enough parts to create The Observatory , which can be used in dungeon games. The model features stepped area, windows, curved walls and other features.

The Pool Room



This kit will produce the pool room. This is one of the largest room that we produce and features a round pool, curved stairs, a balcony as well as 2 runic pillars.

The Stair Room



This is of the stair room. The scale of the model is 25mm scale and is part of a fantastic range of field-stone model for use with role playing games. The kit contains the parts for the stair section and a balcony. This model features a number of features which include Stairs, Balcony, Dragon teeth, and other features.

Window Tee Room



This kit will make the Window Tee Hall. This model is part of our fieldstone range of models which can be used in dungeon games. The model is in the scale of 25mm. and features Arches and twisted pillars and other features.

Cellar of Fear



This model is of the cellar of fear an dark and evil place. The style of this model is gothic and features stairs, arch section, stand for a statue, floor with border as well as other features.

Gothic Stair Room



This kit will produce the gothic stair room model. As you can see this model features a staircase 2 windows for the upper level, Textured floor with borders, small brick section. as well as other features.



Peeked Hall



This is a model of the Peeked Hall. The hall is in the Gothic Style and features Gothic pillars, 3 recessed sections.

Short Pillar Hallway



This is a wonderful model of a short pillar hallway for use in roleplaying game. The style of the model is gothic.

Small Cell



This is a wonderful model of a small cell for use in roleplaying game. The style of the model is gothic and features bars on window, door textured floor and windows.



Kings Hall Hall



The fantastic model of the kings hall features a number of features including a gothic door, pillar and gothic panels to name a few.

Spectral Fountain Room



As you band of warriors enter this room they find the Spectral fountain. They also find in this room a number of pillars, and a pool.

Demons Shine



This model is of the demons shine. The model features a number of gothic features like pillars, Gothic panels as well as a hidden passage.